



# Sidewalk Slab

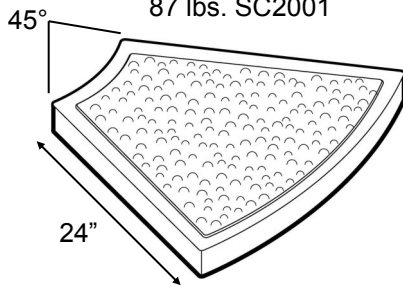


800-225-2539  
www.psprecast.com

Available in exposed aggregate, broomed  
and custom finish.  
4000 psi @ 28 days

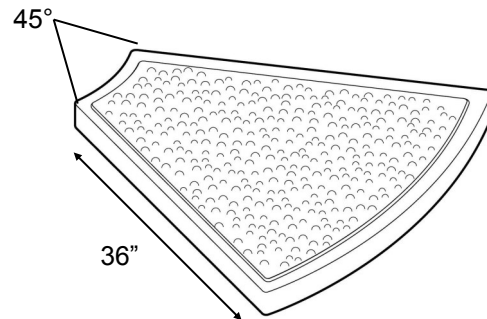
24" Exposed Curved

87 lbs. SC2001




36" Exposed Curved

167 lbs. SC2002



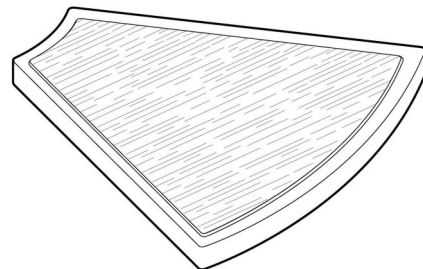
24" Broomed Curved

87 lbs. SC2003



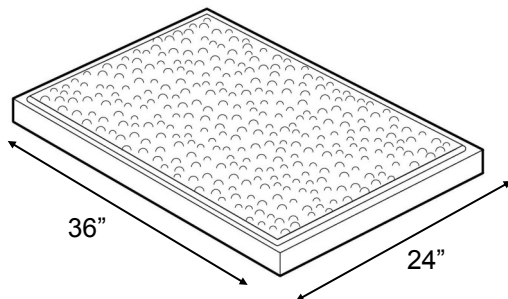
36" Broomed Curved

167 lbs. SC2004



36" x 24" Exposed

149 lbs. SS9001



36" x 24" Broomed

149 lbs. SS9002

